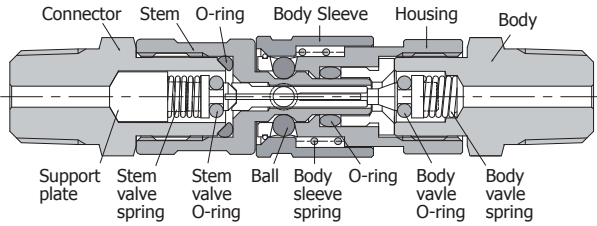


DQM Series Miniature Quick Connectors

Features

- Bi-directional flow design.
- Miniature design for max. 4000 psi working pressure.
- Stainless steel and brass construction.



← Bi-Directional Flow →

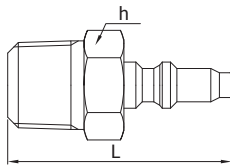
Materials of Construction

Component	Material	
	Stainless	Brass
Body, Housing, Stem, Connector, Body sleeve	SS316/ ASTM A276	JIS H3250 C3604
Support plate, Left & Right fin	Stainless Steel	
Body valve, Stem valve	SS316/ ASTM A276	
Springs	SS302/ASTM A313	
O-rings	FKM	NBR
Locking ball	SS316	
Lubricants	Silicon and TFE based	

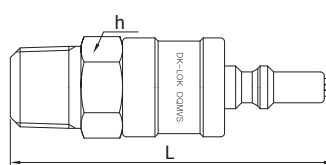
Wetted parts indicated in blue.

Ordering Information and Dimensions

Stems



SV : Stem has no valve

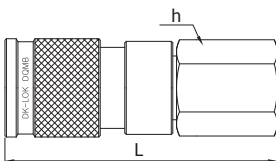


DV : Stem has a valve



End Connection	Basic Ordering Number		Cv			L mm (in.)		h Hex. in.
	SV	DV	SV	DV	Full Flow	SV	DV	
1/16 in. DK-LOK	DQMS-D-1T-	DQMVS-D-1T-	0.06	0.05	0.06	30.0 (1.18)	44.7 (1.76)	7/16
1/16 in. Male NPT	DQMS-M-1N-	DQMVS-M-1N-	0.06	0.05	0.06	26.2 (1.03)	40.9 (1.61)	7/16
1/16 in. Female NPT	DQMS-F-1N-	DQMVS-F-1N-	0.06	0.05	0.06	26.2 (1.03)	40.9 (1.61)	7/16
1/8 in. DK-LOK	DQMS-D-2T-	DQMVS-D-2T-	0.06	0.05	0.06	32.8 (1.29)	47.5 (1.87)	7/16
1/8 in. Male NPT	DQMS-M-2N-	DQMVS-M-2N-	0.06	0.05	0.06	26.2 (1.03)	40.9 (1.61)	7/16
1/8 in. Female NPT	DQMS-F-2N-	DQMVS-F-2N-	0.06	0.05	0.06	26.2 (1.03)	46.0 (1.81)	9/16

Body



Basic Ordering Number	End Connection	L mm (in.)	h Hex. in.
DQMB-D-1T-	1/16 in. DK-Lok	38.1 (1.50)	7/16
DQMB-D-2T-	1/8 in. DK-Lok	43.2 (1.70)	7/16
DQMB-M-1N-	1/16 in. Male NPT	36.1 (1.42)	7/16
DQMB-M-2N-	1/8 in. Male NPT	36.6 (1.44)	7/16
DQMB-F-1N-	1/16 in. Female NPT	36.3 (1.43)	7/16
DQMB-F-2N-	1/8 in. Female NPT	41.1 (1.62)	9/16
DQMB-BH*-D-2T-	1/8 in. DK-Lok	53.1 (2.09)	7/16

* BH : Bulkhead

How to Order a Full Flow DQM Quick Connector

A full flow DQM series consists of a SV stem and a full flow body.

To order a full flow body, select an applicable basic ordering number, add "FF" and a material designator. i.e., DQMB-D-2T-FF-SA

Pressure- Temperature Ratings

DQM Stem and Body	SS316 FKM O-rings	Brass NBR O-rings
	Pressure Rating psi (bar) @ °F (°C)	
Coupled	4000 (275) @ 70 (21)	2000 (137) @ 70 (21)
	100 (6.8) @ 400 (204)	100 (6.8) @ 250 (121)
Uncoupled	100 (6.8) @ 70 (21)	
When coupling & uncoupling	100 (6.8) @ 70 (21)	

Spillage and Air Inclusion 0.1 cm³

Insertion Depth SV : 11.9 mm (0.47 in.)
DV : 13.5 mm (0.53 in.)

Operation : To couple, to uncouple, pull body sleeve.

Insertion depth and Overall length

To have an overall length in coupled position, subtract the insertion depth from the combination length of the stem and the body.

How to Order

Add "SA" for SS316 or "BA" for brass as a suffix to the basic ordering number. Example : DQMS-D-1T-SA.